



EXTERIOR TIMBER PROJECT GUIDE





Natural Decking Oil - Natural on Kwila timber

Contents

How to videos with Cabot's	4
How to prepare previously coated or weathered timber	5
How to coat your deck in a day	6
Preparation products	6
Cabot's New Timber Prep	6
Cabot's Deck Clean	6
Application products	7
Cabot's Signature Range	7
Decking products	9
Cabot's Aquadeck	9
Cabot's Natural Decking Oil	10
Cabot's Deck & Exterior Stain	12
Exterior timber products	14
Cabot's Exterior Varnish Stain	14
Cabot's Exterior Clear	17
Outdoor furniture products	17
Cabot's Garden Furniture Oil	17
Product guide	18

About Cabot's

Since 1877 Samuel Cabot has manufactured a range of superior timber finishes. Cabot's timber finishes are made with pride and offer a comprehensive range of stains, varnishes, clear finishes, oil and polishes for the preservation and beautification of timber around your home. Cabot's will help you to achieve a premium finish from an easy to choose range of products and provide you with step by step information on how to do the job properly.

For more information call our customer service team on 0800 222 687 or visit www.cabots.co.nz


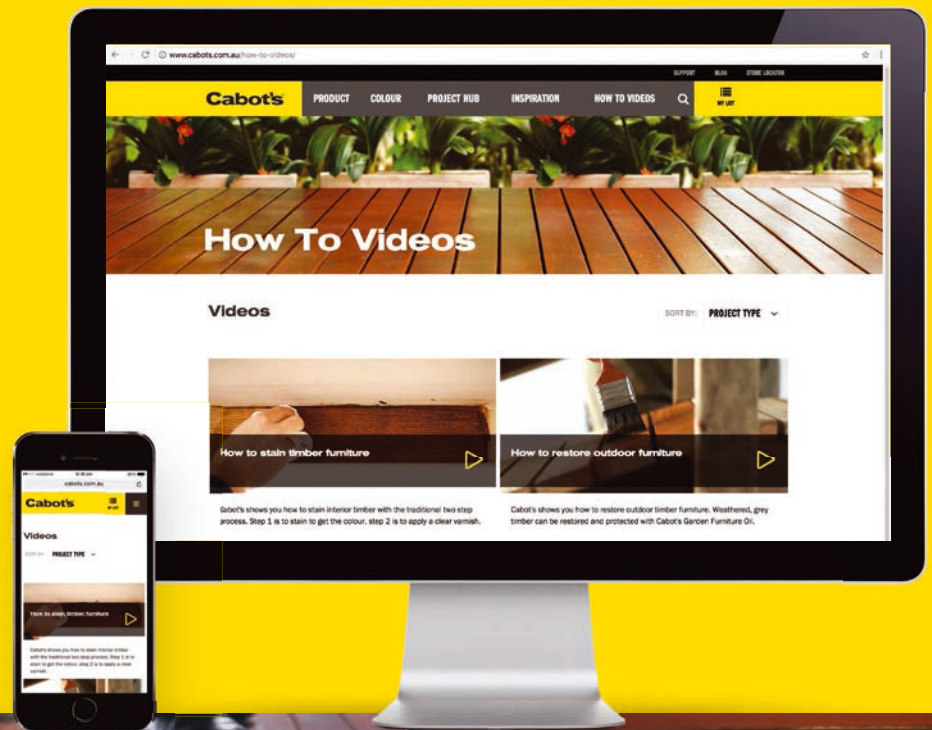
Front cover: Aquadeck - Rustic Oak on Kwila timber

How to videos with Cabot's.

To find all the advice you need to make your next woodcare project easy, go to the Cabot's website for handy how-to videos.

1. How to prepare a deck
 2. How to oil a deck
 3. How to stain a deck
 4. How to stain exterior timber
 5. How to stain and varnish
 6. How to restore outdoor furniture
 7. How to stain timber furniture
 8. How to restore timber furniture
 9. How to re-coat interior floors
- And many more!

www.cabots.co.nz



How to prepare previously coated or weathered timber

Step 1. Know your timber

The final appearance of any timber coating is affected by the unique characteristics of the timber species being coated, so ensure you are familiar with your timber and its natural properties. Some common exterior timber types include:



Timber: Kwila

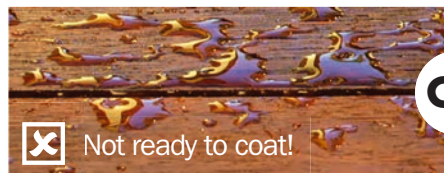


Timber: Treated Pine

Step 2. Water Bead Test

Is your timber ready for coating?
Check with a simple Water Bead Test.


- Sprinkle droplets of water on the timber surface



Water beads on timber

If the water 'beads' on the surface further weathering, sanding or use of a paint stripper is required before applying coating.

OR




Water soaks into timber

If the water soaks into the surface you are ready to clean your timber and apply your preferred coating.

Step 3. Clean

Depending on the condition of your timber additional preparation may be required. Go to the how-to section on our website to find out more.

- Always prepare timber with Deck Clean to remove dirt, oils, grease and other contaminants that may impact the final finish
- Scrub the cleaning solution into the timber, wait 20 minutes then hose off




Weathered timber




Prepared with Deck Clean

Step 4. Coat

- Apply decking oil or decking stain with a decking applicator for an even finish and to save time
- You may need to 'cut in' around the deck edges with a brush first



Decking Oils –
enhance natural
timber colour



Uncoated

Coated

Decking Stains –
change the
timber colour



Uncoated

Coated

How to coat your deck in a day.

A simple 3 step process for new bare timber.



STEP 1

Prepare new bare timber with New Timber Prep



STEP 2

Clean your deck with Deck Clean



STEP 3

Coat your deck with Aquadeck



Preparation products



Cabot's New Timber Prep



Cabot's Deck Clean

Use on	New bare timber
Coverage	2 litres of undiluted New Timber Prep will treat 20m ²
Apply with	Deck Prep or stiff bristled brush
Rinse off after:	15 mins
Clean up	Water

Skip the Weathering Process.
Instead of waiting 4-6 weeks to coat your new timber you can now coat your deck in just one day. Cabot's New Timber Prep is designed to draw out the natural tannins, oils, treatment residue and contaminants from new bare or uncoated timber surfaces.

Use on	All exterior timber or decking
Coverage	1 litre of Deck Clean diluted with four parts water will treat 5-10m ²
Apply with	Deck Prep or stiff bristled brush
Rinse off after:	20 mins
Clean up	Water

Cleans and rejuvenates new and old timber and prepares timber for coating by removing dirt, grease and other contaminants.

When used in conjunction with Cabot's New Timber Prep, Cabot's Deck Clean, cleans the natural tannins, oils, treatment residue and contaminants that have been drawn to the surface and neutralises Cabot's New Timber Prep to prepare timber for coating.

Application products

Cabot's Signature Range.
Makes the decking process faster easier and more effective.



Deck Coat

- Thick lambswool pile and large surface area for maximum coverage
- Swivel head for coating on different angles
- Easy to load replacement Deck Sleeve
- Self release opening and closing latch
- Solid construction for greater control and navigation
- Interchangeable pole that can be clicked on to Deck Prep



Deck Prep

- Thick outer bristles for strength and scrubbing capability
- Soft inner bristles for liquid holding capacity – holds more liquid
- Squeegee for removing pools of water after cleaning for a faster dry time
- Scraper for removing tough dirt and debris



Deck Hand

- Multi-use bucket for deck preparation and coating
- Drainage tray for removing excess product from applicator
- 15L capacity for larger jobs
- High sides to prevent splashing



Deck Sleeve

- Replacement lambswool Deck Sleeve
- Larger surface area for faster application
- Greater coverage and holds more product



Deck Sander

- Sanding tool for preparation of exterior timber & decking surfaces
- Removes grain raise, flaky & patchy coatings
- 3 replaceable sleeves





Aquadeck - Rustic Oak on Kwila timber

Decking products

Decking oils

Finish: Semi-transparent, natural look that enhances the timber grain. Matt finish.



Cabot's Natural Decking Oil

Cabot's Natural Decking Oil is a fast drying penetrating oil that nourishes and protects the timber, providing a semi-transparent matt finish.



Use on	Decks, garden furniture, pergolas, fences & gates	
Coverage	Up to 10m ² per litre	Cabot's Natural Decking Oil is a fast drying penetrating oil that nourishes and protects the timber, providing a semi-transparent matt finish.
Apply with	Cabot's Deck Coat or brush	
Number of Coats	2 coats	
Recoat	6 hours	
Clean up	Mineral Turpentine	



EVERYDAY DECK WASH
MAINTENANCE CLEANER

EVERYDAY DECK WASH MAINTENANCE CLEANER

Don't forget decking application essentials.

☒ Deck Hand ☒ Deck Prep ☒ Deck Coat

SIGNATURE RANGE



Timber: Kwila Uncoated



Timber: Treated Pine Uncoated



Timber: Kwila

Colour: Natural



Timber: Treated Pine

Colour: Natural




Timber: Kwila

Colour: Kwila



Timber: Treated Pine

Colour: Kwila



Timber: Kwila

Colour: Traditional Pine



Timber: Treated Pine

Colour: Traditional Pine



Natural Decking Oil - Natural on Kwila timber

Decking & exterior products


Decking & exterior stains

Finish: Semi-transparent, pigmented look that changes the colour of timber. Matt to Low Sheen finish.



Cabot's Deck & Exterior Stain (Water Based)

Use on	Decks and all exterior timber	
Coverage	Up to 12m ² per litre	Cabot's Water Based Deck & Exterior Stain is a highly durable stain that lasts longer than traditional decking stains. It is designed to rejuvenate and transform the colour of all exterior timber, delivering a long lasting, beautiful result.
Apply with	Cabot's Deck Coat or brush	
Number of Coats	2 coats minimum	
Recoat	2 hours	
Clean up	Water	




Cabot's Deck & Exterior Stain (Oil Based)


Use on	Decks and all exterior timber	
Coverage	Up to 10m ² per litre	Cabot's Oil Based Deck & Exterior Stain is a durable stain which rejuvenates and transforms the colour of all exterior timber.
Apply with	Cabot's Deck Coat or brush	
Number of Coats	Semi-transparent (1 coat) or opaque finish (2 coats or more)	
Recoat	If more than one coat is required, 18 hours	
Clean up	Mineral Turpentine	




Water Based Colours




Aged Oak ^S



Silver Beech •



Hunter Grey ^S




Classic Walnut ^R




Liquid Amber ^R




Desert Tusk ^A




Blackburn ^S




Blackbean •




Charcoal •




Golden Pine ^A




Cedar •




Mission Brown ^C




Lancewood ^S




Maungakiekie ^B




Ash Black ^B



Ebony ^C




Dense Forest ^S




Karaka ^S




Sandstone ^A




Autumn ••• (Formerly Kwila)




Red Rata •



Weathered Cedar ^S



Puka ^S




New Rustic Oak •


Oil Based Colours




Aged Oak ^S




Silver Beech •




Hunter Grey ^S




Classic Walnut ^R




Liquid Amber ^R




Desert Tusk ^A



Blackburn ^S




Blackbean •




Charcoal •




Golden Pine ^A




Cedar •




Mission Brown ^C




Lancewood ^S



Maungakiekie ^B




Ash Black ^B



Ebony ^C




Dense Forest ^S




Karaka ^S



Sandstone ^A




Autumn ••• (Formerly Kwila)




Red Rata •



Weathered Cedar ^S



Puka ^S



New Rustic Oak •

S Tinted from Silver Beech Base. **A** Tinted from Autumn Base. **R** Tinted from Red Rata Base. **C** Tinted from Cedar Base.
B Tinted from Blackbean Base. • Pre-packaged colours.

*All colours shown are two coats of Cabot's Deck and Exterior Stain Water Based & Oil Based on Treated Pine.
 *Final colour will depend on type of timber to be stained and application technique.
 ** Colour name change: Kwila is now Autumn.

Cabot's®

Exterior timber products

Exterior varnish stains

Finish: Semi-transparent, pigmented look that changes the colour of timber.
Gloss finish.



Cabot's Exterior Varnish Stain (Water Based)

Use on	Exterior timber including doors, windows, trim and garden furniture	
Coverage	Up to 12m ² per litre	Cabot's Exterior Varnish Stain is a combined semi-transparent stain and varnish that is highly durable and provides protection, colour and shine without hiding the grain. The exterior durable technology means only 3 coats are required as opposed to 5 or more coats, which may be needed for some other products.
Apply with	Brush or spray gun	
Number of Coats	3 coats	
Recoat	2 hours	
Clean up	Water	

Light Cedar on Teak timber

Maple on Teak timber



Ash Black



Mission Brown



Punga



Burnt Teak



Copper



Terracotta



Cherry




Pohutakawa



Dark Cedar



Maple



Light Cedar



Barley



Totara Leaf



Tree Fern



Mamaku



Pine Green



Dusken Sky



Weathered Cedar



Traditional Pine



Toitoe

*All colours shown are three coats of Cabots Exterior Varnish Stain on Cedar. All colours tinted from Clear Tint Base.
*Final colour will depend on type of timber to be stained and application technique.



Aquadeck - Teak on Kwila timber

Exterior Clear - Satin on Pine timber

Exterior timber products

Timber clears

Finish: Transparent, natural colourless look that enhances the timber grain. Gloss or Satin finish.



Cabot's Exterior Clear (Marine Grade)

Use on	Exterior timber including doors, windows and trim	
Coverage	Up to 12m ² per litre	Cabot's Exterior Clear is a durable, marine grade polyurethane that provides protection and shine without hiding the grain. It provides resistance against weathering and moisture damage and contains the latest ultra-violet absorber technology to maximise gloss, performance and durability. The exterior durable technology means only 3 coats are required as opposed to 5 or more coats that may be needed for some other products.
Apply with	Brush or spray gun	
Number of Coats	3 coats	
Recoat	12 hours	
Clean up	Mineral Turpentine	
Note	Not suitable for walk on areas, outdoor furniture and broad wall application.	



Outdoor furniture products


Furniture oil

Finish: Semi-transparent, natural look that enhances the timber grain. Matt finish.




Cabot's Garden Furniture Oil (Water Based)


Use on	Timber garden furniture, BBQ trolleys and benches	
Coverage	Up to 12m ² per litre	Cabot's Water Based Garden Furniture Oil is a highly durable, low odour exterior oil. It is designed to provide exceptional durability and lasts longer than traditional garden furniture oils. Water Based Garden Furniture Oil's advanced dual technology allows natural oils to penetrate and nourish the timber, and then creates a durable acrylic barrier for a beautiful natural finish.
Apply with	Brush	
Number of Coats	2 coats	
Recoat	2 hours	
Clean up	Water	



Timber: Kwila Colour: Merbau




Timber: Teak Colour: Merbau



Timber: Kwila Colour: Natural



Timber: Teak Colour: Natural



Timber: Kwila Colour: Jarrah



Timber: Teak Colour: Jarrah

Product guide

PRODUCT TYPE	PRODUCT	DESCRIPTION	WHERE TO USE	PREPARATION PRODUCTS
OILS Enhance natural timber colour	 Cabot's Aquadeck (Water Based)	Cabot's Aquadeck is a highly durable, low odour decking oil that is designed to provide exceptional durability to all exterior timber surfaces and lasts twice as long as traditional oil based decking oils	Decks, garden furniture, pergolas, fences and gates	Cabot's New Timber Prep Cabot's Deck Clean
	 Cabot's Natural Decking Oil (Oil Based)	Cabot's Natural Decking Oil is a fast drying penetrating oil that nourishes and protects the timber	Decks, garden furniture, pergolas, fences and gates	Cabot's New Timber Prep Cabot's Deck Clean
	 Cabot's Garden Furniture Oil (Water Based)	Cabot's Water Based Garden Furniture Oil is a highly durable, low odour exterior oil. It is designed to provide exceptional durability and lasts longer than traditional garden furniture oils	Timber garden furniture, BBQ trolleys and benches	Cabot's Deck Clean
STAINS Change timber colour	 Cabot's Deck & Exterior Stain (Water Based)	Cabot's Water Based Deck & Exterior Stain is a highly durable stain that lasts longer than traditional decking stains. It is designed to rejuvenate and transform the colour of all exterior timber, delivering a long lasting, beautiful result and is available in 24 great colours	Decks and all exterior timber	Cabot's New Timber Prep Cabot's Deck Clean
	 Cabot's Deck & Exterior Stain (Oil Based)	Cabot's Oil Based Deck & Exterior Stain is a durable stain which rejuvenates and transforms the colour of all exterior timber and is available in 24 great colours	Decks and all exterior timber	Cabot's New Timber Prep Cabot's Deck Clean
	 Cabot's Exterior Varnish Stain (Water Based)	Cabot's Exterior Varnish Stain is a combined semi-transparent stain and varnish that is highly durable and provides protection, colour and shine without hiding the grain	Exterior timber including doors, windows, trim and garden furniture**	Cabot's Deck Clean
CLEAR	 Cabot's Exterior Clear (Oil Based)	Cabot's Exterior Clear is a durable, marine grade polyurethane that provides protection and shine without hiding the grain. It provides resistance against weathering and moisture damage and contains the latest ultra-violet absorber technology to maximise gloss, performance and durability	Exterior timber including doors, windows and trim*	Cabot's Deck Clean
PREPARATION	 Cabot's New Timber Prep	Instead of waiting 4-6 weeks to coat your new timber, you can now coat your deck in just one day. Cabot's New Timber Prep is designed to remove tannins and oils from new bare or uncoated timber surfaces.	New bare timber	—
	 Cabot's Deck Clean	Cleans and rejuvenates new and old timber and prepares timber for coating by removing dirt, oils, grease and other contaminants	All exterior timber	—
MAINTENANCE	 Cabot's Everyday Deck Wash	Designed to refresh exterior timber decking and help remove dirt, dust and bird droppings making it the perfect everyday cleaning solution	All exterior timber	—

*Not suitable for walk on areas, outdoor furniture and broad wall application.
**Not suitable for walk on areas.

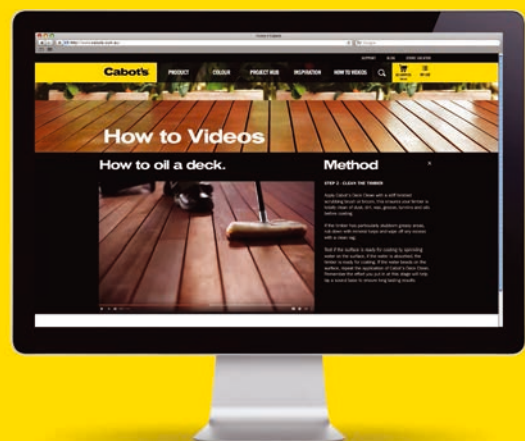
FINISH/ APPEARANCE	APPLY WITH	APPROX. COVERAGE RATE	NUMBER OF COATS	TOUCH DRY	RE-COAT TIME	FOOT TRAFFIC	CLEAN UP WITH	SIZES AVAILABLE
<ul style="list-style-type: none"> • Semi transparent, natural look • Enhances the timber grain • Matt finish 	Brush or Cabot's Deck Coat Applicator	Up to 12m ² per litre	2	20 mins	1 hour	8 hours	Water	250ml, 1L, 5L, 10L
<ul style="list-style-type: none"> • Semi transparent, natural look • Enhances the timber grain • Matt finish 	Brush or Cabot's Deck Coat Applicator	Up to 10m ² per litre	2	3 hours	6 hours	16 hours	Mineral Turpentine	1L, 5L, 10L
<ul style="list-style-type: none"> • Semi transparent, natural look • Enhances the timber grain • Matt finish 	Brush	Up to 12m ² per litre	2	—	2 hours	—	Water	1L
<ul style="list-style-type: none"> • Semi transparent, pigmented • Transforms the colour of timber • Low sheen/matt finish 	Brush or Cabot's Deck Coat Applicator	Up to 12m ² per litre	2 minimum	1 hour	2 hours	8 hours	Water	250mL, 1L, 5L, 10L
<ul style="list-style-type: none"> • Semi transparent, pigmented • Transforms the colour of timber • Matt finish 	Brush or Cabot's Deck Coat Applicator	Up to 10m ² per litre	1 coat - semi-transparent 2 coats - opaque	4 hours	18 hours	16 hours	Mineral Turpentine	250mL, 1L, 5L, 10L
<ul style="list-style-type: none"> • Semi transparent, pigmented • Transforms the colour of timber • Gloss finish 	Brush or spray gun	Up to 12m ² per litre	3	30 mins	2 hours	—	Water	500ml, 1L, 4L
<ul style="list-style-type: none"> • Transparent, natural colourless look • Enhances the timber grain • Gloss or satin finish 	Brush or spray gun	Up to 12m ² per litre	3	4 hours	12 hours	—	Mineral Turpentine	500mL, 1L
—	Cabot's Deck Prep	2 litres of undiluted New Timber Prep will treat 20m ²	1	—	15 mins	—	Water	2L, 4L
—	Cabot's Deck Prep	1 litre of Deck Clean diluted with four parts water will treat 5-10m ²	1 Severe stains and tannin rich timbers may require a stronger mix or repeat applications	—	20 mins	—	Water	1L, 4L
—	Cabot's Deck Prep	Diluted Deck Wash will cover up to 60m ² per litre	1	—	Up to 10 mins	—	Water	1L

Left wanting more?

You've found the right colour for the job, now on to the next project! Pick up an interior or exterior project guide in store, or visit us online for more information, helpful advice and how-to videos.

cabots.co.nz 

Woodcare assist: 0800 222 687



Cabot's®

Colours shown in this guide are as close as possible to actual paint colours. Please note: Due to limitations of the printing process, photographic and printed images may not represent the true colour. Printed on FSC® Certified Paper.

Cabot's® is a registered trademark™. The Squares Device is a trade mark.
Cabot's New Zealand, 150 Hutt Park Road, Lower Hutt, New Zealand.



November 2018